

Teknikum® TITAN™ 90° HOSE BEND - Large radius



APPLICATIONS

Teknikum TITAN™ 90° hose bends are used in tight spaces where basic material handling hoses cannot bend enough. The hose bends are designed for hydraulic transportation of abrasive materials and suitable for many circumstances where the hose must resist wear, movements, vibrations and heat expansions.

The hose bends come with rubber flanges and steel support flanges. Available also with other connector systems according to the applications and conditions. Please check the suitable couplings and flanges options below.

Available in a wide range of customized dimensions and rubber materials (SBR, NBR or EPDM rubber) and for extremely abrasive solutions with CERAMIC inner lining* (*only with PLUS™ connection).

NR rubber hose has antistatic properties, providing electrical conductivity and increased safety against ESD.

Teknikum TITAN™ hoses can also be made of EPDM (chemical resistant) or NBR (oil resistant) rubber materials.

ADVANTAGES

- Safe and durable material handling hose bend
- Excellent resistance to abrasion and weather (The outer curve of the hose bend is made +50% of wear resistant inner rubber)
- Eliminates vibrations and noise
- ESD protection with Antistatic version
- EPDM and NBR material options
- Quick and easy installation
- Optionally with TITAN™ Select couplings or PLUS™ flanges

TECHNICAL PROPERTIES

Structure

- Tube: black NR 43 ShA
 - smooth
 - wear resistant
 - antistatic
- Reinforcement: textile and steel spiral
- Cover: black SBR 60 ShA
 - wear and weather resistant
 - antistatic
- Burst safety factor 2 x working press.

Temperature range

- NR / SBR -40°C - +80°C.
- NBR -40°C - +90°C.
- EPDM -40°C - +100°C.

Electrical properties

Teknikum TITAN™ (NR):

- Conductive cover $R \leq 10^6 \Omega$ / length
- Conductive through the hose wall $R \leq 10^9 \Omega$

SUITABLE COUPLINGS AND FLANGES

Standard hose is made with Teknikum® Flange connection. Supporting flanges or drilling are not included in product prices.

See connecting versions details in:

- **Teknikum® Flange** datasheet.
- **Teknikum® PLUS™ flange** datasheet.
- **Teknikum® TITAN™ Select** datasheet

Optionally we recommend Teknikum® TITAN™ Select couplings and Select gaskets, or with Teknikum PLUS™ flange system.

3D-model library for connecting hoses

www.teknikum.com/3D

MANUFACTURER

Teknikum Oy (Business ID FI07645274),
Nokiankatu 1, 38210, Sastamala, Finland

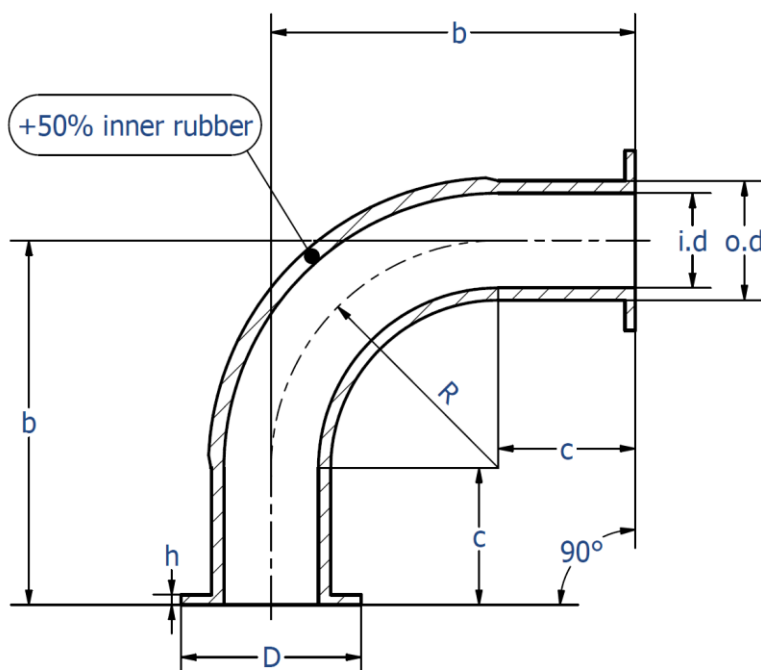
More information







sales@teknikum.com
www.teknikum.com



ORDER REFERENCE & DIMENSIONS

Standard measures on the below table and customized measures apply also to NBR (product code starting HLES) and EPDM hose bends (product code starting HLEE).



Product code 	Ø i.d mm 	Ø o.d mm 	Ø D mm	h mm	R mm	b standard (min-max*) mm	c standard (min-max*) mm	Working press. bar 	Weight kg/pc 
Teknikum® TITAN™ 90° HOSE BEND - Large radius (NR) 									
HLER10050	50	72	165	10	165	260	95	10	2,2
HLER10076	76	100	195	12	230	335 (285 – 485)	105 (55 – 255)	10	3,0
HLER10100	100	130	220	13	350	430 (400 – 470)	120 (50 – 120)	10	6,1
HLER10102	102	125	220	13	305	455 (355 – 605)	150 (50 – 300)	10	6,1
HLER10125	125	157	253	16	300	514 (350 – 550)	214 (50 – 250)	10	8,0
HLER10127	127	154	253	16	380	570 (430 – 600)	190 (50 – 220)	10	8,8
HLER10150	150	189	285	16	360	577 (410 – 600)	217 (50 – 240)	10	10,0
HLER10152	150	178	285	16	455	670	215	10	11,7
HLER10200	200	237	340	16	480	753 (530 – 785)	273 (50 – 305)	10	25,0
HLER10204	204	238	340	16	615	890 (665 – 920)	275 (50 – 305)	10	25,5
HLER10250	250	288	395	16	610	879 (660 – 900)	269 (50 – 290)	10	36,0
HLER10254	254	291	395	16	765	980 (815 – 1010)	215 (50 – 245)	10	38,0
HLER06300	300	338	445	16	725	1007 (775 – 1030)	282 (50 – 305)	6	50,0
HLER06305	305	341	445	16	915	1170 (965 – 1220)	255 (50 – 305)	6	55,0
HLER06350	350	390	505	16	1065	1360 (1105 – 1420)	295 (50 – 355)	6	85,0
HLER06405	405	456	565	16	1215	1615 (1515 – 1665)	400 (300 – 450)	6	128,0
HLER06450	450	507	615	16	2300	2800 (2400-2900)	500 (100-600)	6	200,0
HLER06457*	457	508	615	16	1371	1871	500	6	150,0
HLER06508*	508	558	670	16	1520	2020	500	6	224,0
HLER06610*	610	664	777	16	1830	2440	605	6	290,0
HLER06700*	700	760	892	16	1586	1786	200	6	280,0

*Ask for more information, also other dimensions available on request

REFERENCE IMAGES

With recommended
Teknikum® PLUS™
flange system



With **Teknikum® TITAN™ Select**
flange system



With coupling **Teknikum®**
Support Flange

