

Teknikum FUEL-TEK® SD GAS LPG/LNG



APPLICATIONS

Suction and delivery hose is designed for liquid gas applications such as applications of transferring LPG (Liquefied Petroleum Gas) and natural gas.

The hose can be used for many suitable applications e.g. as loading and unloading containers, trucks, tankers in industrial plants, harbors, docks and terminals.

The hose is designed accordingly to EN 1762:2003 type SD. Consequently, the working pressure is 25 bar and the hose tube is resistant to most common saturated hydrocarbons as methane, ethane, propane, butane in its gaseous or liquid form.

The hose cover is pin pricked allowing smooth gas permeation for safety reasons.

ADVANTAGES

- Safe and durable hose
- Multipurpose
- Excellent weather and ageing resistance
- High mechanical strength

STANDARD/ COMPLIANCE

Meets the requirements of standard EN 1762:2003 for Ω -type hose, meaning that resistance of the hose is $< 10^6 \Omega$ per length.

TECHNICAL PROPERTIES

Structure

- Tube:
 - black NBR1
 - smooth
 - resistant to most common alkanes
 - diffusion resistant
 - antistatic
- Reinforcement: textile and steel spiral
- Cover:
 - black CR
 - smooth
 - antistatic
 - pin pricked
 - non-flammable
 - wear and weather resistant
- Burst safety factor 4 x working press.

Temperature range

-40°C... +100°C.

Electrical properties

The resistance of the hose is $< 10^6 \Omega$ per length.

SUITABLE COUPLINGS AND CLAMPS

We recommend hose couplings according to EN 14420-7 and clamps according to EN 14420-3.

MANUFACTURER









Teknikum Oy (Business ID FI07645274),
Nokiankatu 1, 38210, Sastamala, Finland

More information

sales@teknikum.com
www.teknikum.com



ORDER REFERENCE

Product code 	Ø i.d. mm 	Ø o.d. mm 	Working press. bar 	Vacuum max. bar 	Bending radius mm 	Weight kg/m 	Length m 
H3410BC019	19	31	25	0,9	75	0,7	40
H3410BC025	25	38	25	0,9	90	0,9	40
H3410BC032	32	45	25	0,9	110	1,0	40
H3410BC038	38	52	25	0,9	120	1,3	40
H3410BC050	50	66	25	0,9	200	2,0	40
H3410BC063	63	81	25	0,9	230	1,8	40
H3410BC075	75	93	25	0,9	260	2,0	40
H3410BC100	100	120	25	0,9	450	4,1	40

Other dimensions available on request.

MARKINGS

