

## Teknikum® TITAN™

Rubber compensators for pressure and vacuum



### APPLICATIONS

Teknikum TITAN™ rubber compensators and expansion joints are used to eliminate slow and slight thermal expansion in pipeline. They can be also used as connection points for e.g. machinery and equipment to other structures.

As default, the pressure and vacuum rubber compensators are made of wear-resistant natural rubber (NR), but oil resistant NBR and chemical resistant EPDM options are also available by request.

### ADVANTAGES

- Safe and durable material handling solution
- Excellent resistance to abrasion and weather
- Eliminates vibrations and noise
- NR, EPDM and NBR material options for wear, chemical and oil resistance
- Quick and easy installation

### TECHNICAL PROPERTIES

#### Structure

##### Rubber compensator for pressure (D)

- Cover/tube: NR  
Optionally:
  - NBR, oil-resistant
  - EPDM, chemical resistant
- Reinforcement: textile

##### Rubber compensator for vacuum (S)

- Cover/tube: NR  
Optionally:
  - NBR, oil-resistant
  - EPDM, chemical resistant
- Reinforcement: textile and steel spiral

#### Temperature range

- NR: -40°C... +70°C
- NBR: -40°C... +90°C
- EPDM: -40°C... +100°C

### SUITABLE COUPLINGS AND FLANGES

Standard hose is made with Teknikum® Flange connection. Supporting flanges or drilling are not included in product prices.

See connecting versions details in:

- **Teknikum® Flange** datasheet.

#### 3D-model library for connecting hoses

[www.teknikum.com/3D](http://www.teknikum.com/3D)

### MANUFACTURER

Teknikum Oy (Business ID FI07645274),  
Nokiankatu 1, 38210, Sastamala, Finland

#### More information

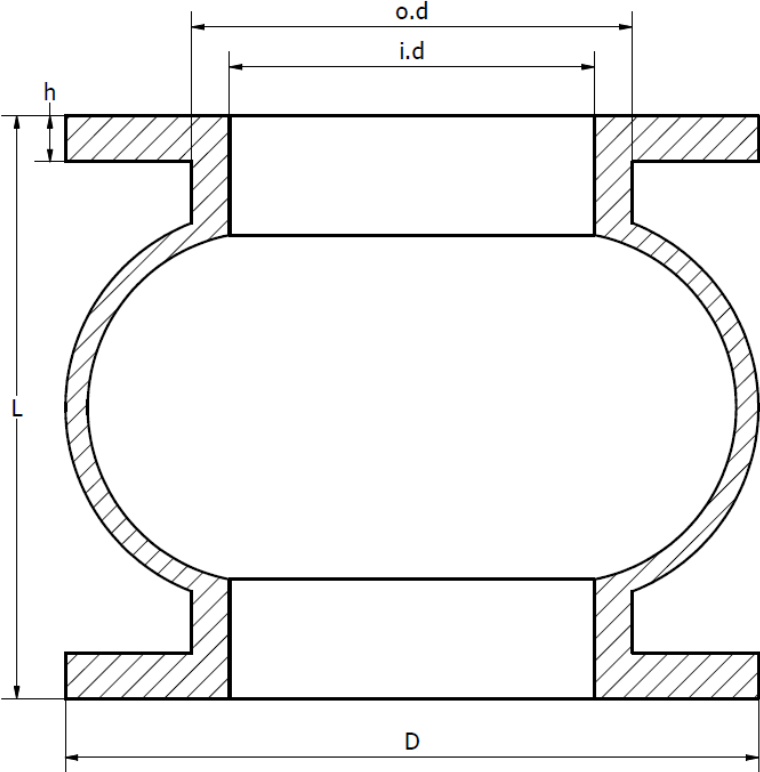
[sales@teknikum.com](mailto:sales@teknikum.com)  
[www.teknikum.com](http://www.teknikum.com)













### ORDER REFERENCE & DIMENSIONS

---

Standard measures on the below table and customized measures apply also to NBR (product code starting HLPS (D) & HLUS (S)) and EPDM compensator (product code starting HPE (D) & HLUE (S)).



Product code 	Ø i.d mm 	Ø o.d mm 	Ø D mm	h mm	L mm	Working press. bar 	Weight kg/pc 
<b>Teknikum TITAN™ rubber compensator for pressure (NR)</b>							
HLPR10050	50	68	165	15	200	10	1,1
HLPR10063	63	84	185	15	220	10	1,4
HLPR10075	75	94	200	17	220	10	1,7
HLPR10100	100	132	220	17	220	10	2,1
HLPR10125	125	155	250	17	220	10	3,8
HLPR10150	150	181	285	19	240	10	5,1
HLPR06200	200	234	340	19	280	6	5,9
HLPR06250	250	281	395	19	300	6	10,8
HLPR06300	300	333	445	22	320	6	15,6
HLPR06350	350	384	505	22	320	6	18,3
HLPR06400	400	443	565	25	340	6	25,0
HLPR06500	500	545	700	25	340	6	32,9
<b>Teknikum TITAN rubber compensator for vacuum (NR)</b>							
Product code 	Ø i.d mm 	Ø o.d mm 	Ø D mm	h mm	L mm	Vacuum max. bar 	Weight kg/pc 
HLUR050	50	68	165	15	200	0,7	1,1
HLUR063	63	84	185	15	220	0,7	1,5
HLUR075	75	94	200	17	220	0,7	1,8
HLUR100	100	132	220	17	220	0,7	2,9
HLUR125	125	155	250	17	220	0,7	3,9
HLUR150	150	181	285	19	240	0,7	5,3
HLUR200	200	234	340	19	280	0,7	8,1
HLUR250	250	281	395	19	300	0,7	12,1
HLUR300	300	333	445	22	320	0,7	14,0
HLUR350	350	384	505	22	320	0,7	16,4
HLUR400	400	443	565	25	340	0,7	21,9
HLUR500	500	545	700	25	340	0,7	30,7

REFERENCE IMAGES

---

With recommended coupling  
**Teknikum® Support Flange**

