

Flange coupling



APPLICATIONS

Flange couplings are widely used all around different industries, especially when connections between pipes and hoses are needed, or when permanent connections are required. Advantages of this hose connection type are universal use as well as adaptation to comply with piping standards. Flange couplings complying EN 14420-4 are suitable to almost all fixed/permanent or nearly permanent hose connections when high reliability and high resistant against damages is required.

Dimensions are according to DIN 2642, EN 1092-1 or SFS 2170 pressure class PN 10. The material is acid resistant stainless Steel AISI 316 (EN 1.4401). If necessary, flange couplings are available also made of other materials as well as with dimensions according to ANSI B1 6.5. Flange coupling hose shank is either smooth or serrated/shaped, according to the table below. Additionally flange couplings are available as fixed (one-piece) or swivel (rotating two-piece) flange.

Recommended clamps according to EN 14420-3 or Kerko clamp.

ADVANTAGES

- Safe and durable
- comply piping standards

TECHNICAL PROPERTIES

Material

- Coupling:
 - stainless steel AISI 316 / EN 1.4401
 - other materials available

SUITABLE HOSE CONNECTORS

- Safety clamp
- Kerko clamp

SALES







Teknikum Oy (Business ID FI07645274),
Nokiankatu 1, 38210, Sastamala, Finland

More information

sales@teknikum.com
www.teknikum.com



ORDER REFERENCE

SWIWEL FLANGE					
Product code Smooth hose shank 	Product code Serrated hose shank 	DN	Hose Ø i.d. mm 	Pressure class	Material
FC-SM-SW-SS-O13	FC-SR-SW-SS-O13	15	13	PN 10/16	SS
FC-SM-SW-SS-O19	FC-SR-SW-SS-O19	20	19	PN 10/16	SS
FC-SM-SW-SS-O25	FC-SR-SW-SS-O25	25	25	PN 10/16	SS
FC-SM-SW-SS-O32	FC-SR-SW-SS-O32	32	32	PN 10/16	SS
FC-SM-SW-SS-O38	FC-SR-SW-SS-O38	40	38	PN 10/16	SS
FC-SM-SW-SS-O50	FC-SR-SW-SS-O50	50	50	PN 10/16	SS
FC-SM-SW-SS-O63	FC-SR-SW-SS-O63	65	63	PN 10/16	SS
FC-SM-SW-SS-O75	FC-SR-SW-SS-O75	80	75	PN 10/16	SS
FC-SM-SW-SS-100	FC-SR-SW-SS-100	100	100	PN 10/16	SS
FC-SM-SW-SS-125	FC-SR-SW-SS-125	125	125	PN 10/16	SS
FC-SM-SW-SS-150	FC-SR-SW-SS-150	150	150	PN 10/16	SS
FIXED FLANGE					
Product code Smooth hose shank 	Product code Serrated hose shank 	DN	Hose Ø i.d. mm 	Pressure class	Material
FC-SM-FX-SS-O13	FC-SR-FX-SS-O13	15	13	PN 10/16	SS
FC-SM-FX-SS-O19	FC-SR-FX-SS-O19	20	19	PN 10/16	SS
FC-SM-FX-SS-O25	FC-SR-FX-SS-O25	25	25	PN 10/16	SS
FC-SM-FX-SS-O32	FC-SR-FX-SS-O32	32	32	PN 10/16	SS
FC-SM-FX-SS-O38	FC-SR-FX-SS-O38	40	38	PN 10/16	SS
FC-SM-FX-SS-O50	FC-SR-FX-SS-O50	50	50	PN 10/16	SS
FC-SM-FX-SS-O63	FC-SR-FX-SS-O63	65	63	PN 10/16	SS
FC-SM-FX-SS-O75	FC-SR-FX-SS-O75	80	75	PN 10/16	SS
FC-SM-FX-SS-100	FC-SR-FX-SS-100	100	100	PN 10/16	SS
FC-SM-FX-SS-125	FC-SR-FX-SS-125	125	125	PN 10/16	SS
FC-SM-FX-SS-150	FC-SR-FX-SS-150	150	150	PN 10/16	SS